

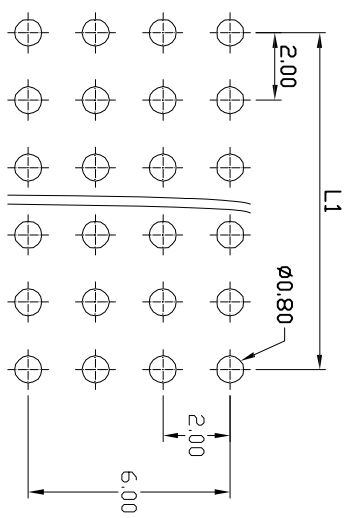
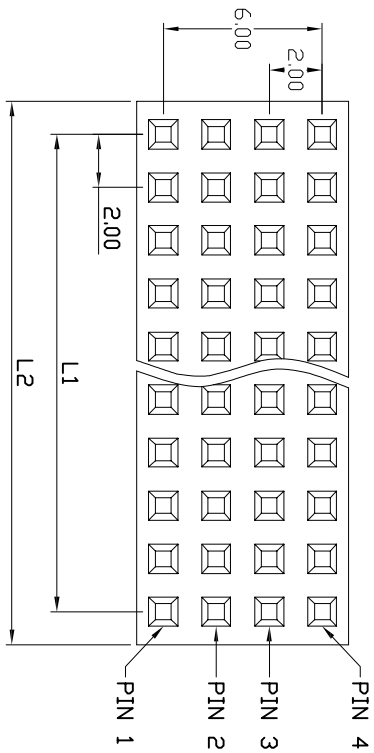
CUST. MODEL: REF.
 CUST. P/N DWG FILE:

DESCRIPTION CONTROL REV. DATE APP.
 DESC.

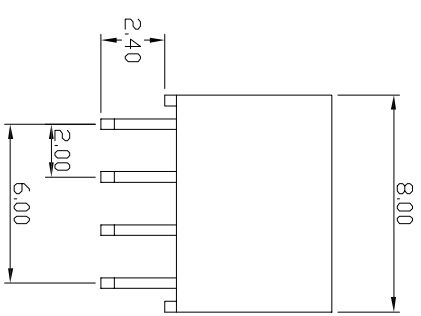
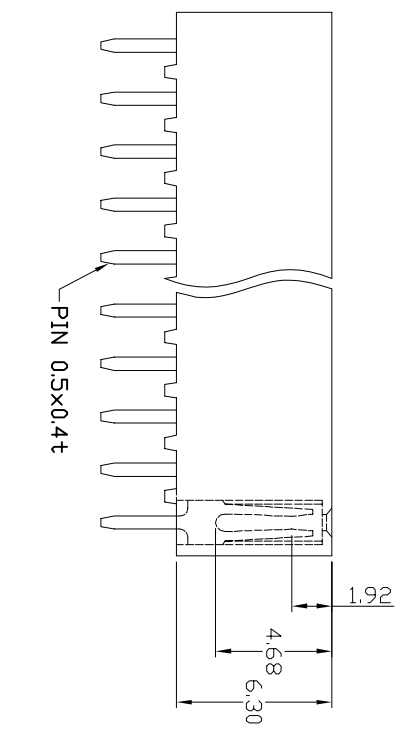
SPECIFICATIONS

RoHS Compliance

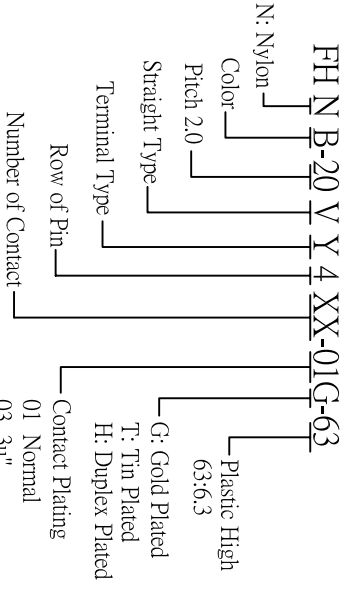
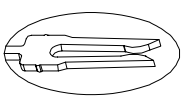
Current Rating: 1.0 Amp
 Insulator Resistance: 1000 Megohms min.
 Contact Resistance: 25 m ohms max.
 Dielectric withstanding: AC 500V/minute
 Operating Temperature: -40°C to +105°C
 Contact Material: Phosphor Bronze
 Insulator Material: Nylon-6T UL94V-0
 Color: Black
 Finish: Gold, Tin or Duplex plated
 Standard: Gold flash all over
 Duplex plating: Gold plated on contact area
 Tin on solder area



Cir-cuits	Dimension (mm)	
	L1	L2
4x5	10.00	12.40
4x7	12.00	14.40
4x8	14.00	16.40
4x9	16.00	18.40
4x10	18.00	20.40
4x11	20.00	22.40
4x12	22.00	24.40
4x13	24.00	26.40
4x14	26.00	28.40
4x15	28.00	30.40
4x16	30.00	32.40
4x17	32.00	34.40
4x18	34.00	36.40
4x19	36.00	38.40
4x20	38.00	40.40
4x21	40.00	42.40
4x22	42.00	44.40
4x23	44.00	46.40
4x24	46.00	48.40
4x25	48.00	50.40
4x26	50.00	52.40
4x27	52.00	54.40
4x28	54.00	56.40
4x29	56.00	58.40
4x30	58.00	60.40



Three Two Contact Terminal



UNLESS OTHERWISE SPECIFIED SURFACE FINISH ALL OVER TOLERANCES mm

METRIC

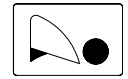
.X = ±0.38
 .XX = ±0.25

TITLE: 2.0mm Female Header Straight Type
 Plastic High 6.3mm

MODEL CODE: FHNB-20VY4XX-01G-630

DRAW: Chubby
 DATE: 01/10/07
 CHECK: Kevin
 APPROVE: Terry

NO DESCRIPTION QTY



誠州電子有限公司
 Sincere State Electronics Co., Ltd.