

CUST. MODEL:	REF.
CUST. P/N	DWG FILE:

DESCRIPTION CONTROL			
REV.	DESC.	DATE	APP.

Current Rating:  
1 Amps

Voltage Rating:  
250V AC R.M.S.

Insulator resistance:  
5000 Megohms Min.

Dielectric withstanding:  
DC 500V for 1 minute

Contact resistance:  
30miliohms Megohms Max.

Operating Temperature:  
-40 ~ +105 °C

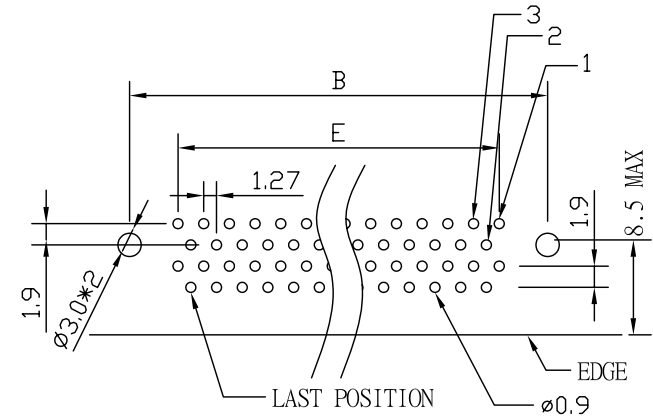
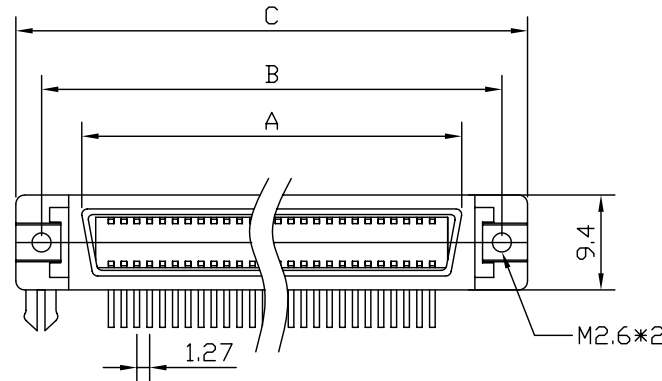
Contact Material:  
Brass

Insulator Material:  
Nylon-6T (UL94V-0)

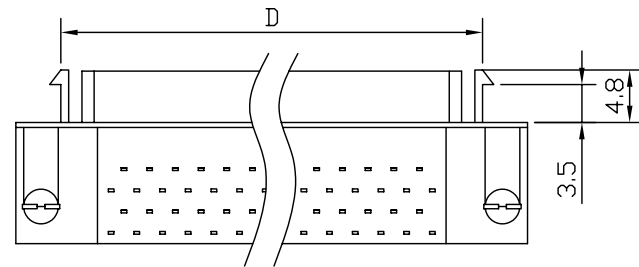
Contact:  
Gold flash or Tin plated or Duplex plating

Max processing temp:  
230°C for 30~60 Second  
(260°C for 10 S)

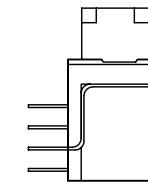
**RoHS Compliance**



LAYOUT FOR: 14F . 26F . 50F



FOR: 14F . 26F . 50F



POSITION	A	B	C	D	D
14F	12.84	23.64	29.79	17.24	7.62
26F	20.46	31.26	37.41	24.86	15.24
50F	35.70	46.50	52.65	40.10	30.48

SC-212-□□□□□

No. OF PINS:  
14, 26, 50

Contact type:  
1:Male, 2:Female

Screw Type:  
0:W/O Mating  
1:#4-40 UNC  
2:#2-56 UNC  
3:M2. 6x0. 45

Contact:  
1:Gold flash and Tinned Tail  
2:15u" Gold on contact  
3:30u" Gold on contact  
4:Selective Gold (full Gold)

UNLESS OTHERWISE SPECIFIED SURFACE FINISH ALL OVER TOLERANCES mm  METRIC  .X = ±0.38 .XX = ±0.25	DRAW: CHUBBY	DATE: 05/27/05	TITLE: SCSI Centronic Female Right Angle Type
	CHECK: KEVIN	APPROVE: TONY	MODEL CODE: SC-212-XXXXX
			 <b>誠州電子有限公司</b> <i>Sincere State Electronics Co.,Ltd.</i>

NO	DESCRIPTION	QTY
----	-------------	-----